

Date: 18th June, 2024

To,
The Listing Department,
BSE Limited,
Floor 25, P. J. Towers,
Dalal Street, Mumbai 400 001

To,
The Listing Department,
National Stock Exchange of India Limited,
Exchange Plaza, Plot No. C/1, G Block, Bandra
Kurla Complex, Bandra (East), Mumbai 400 051

BSE Scrip Code: 530355

Trading Symbol: ASIANENE

Dear Sir / Madam,

Sub.: Investor Presentation

Pursuant to the provisions of Regulation 30 of the SEBI (Listing Obligation & Disclosure Requirements) Regulations, 2015, we are enclosing herewith an Investor Presentation in respect of financial results for the quarter and year ended 31st March, 2024.

The Investor Presentation shall also be uploaded on the website of the Company at URL <https://www.asianenergy.com/investor-relations.html#financial>.

You are requested to take the same on record.

Thanking you,
Yours faithfully,

For Asian Energy Services Limited

Shweta Jain
Company Secretary

Asian Energy Services Limited
CIN: L23200MH1992PLC318353

3B, 3rd Floor, Omkar Esquare, Chunabhatti Signal, Eastern Express Highway, Sion (East), Mumbai - 400022
Phone +91 (22) 42441100 Fax+91 (22) 42441120 E-mail: mail@asianenergy.com Web: <https://www.asianenergy.com>



INVESTOR
PRESENTATION

JUNE 2024

ASIAN ENERGY SERVICES LIMITED (AESL)

Safe Harbor

This presentation has been prepared by and is the sole responsibility of **Asian Energy Services Limited** (the “Company”). By accessing this presentation, you are agreeing to be bound by the trailing restrictions.

This presentation does not constitute or form part of any offer or invitation or inducement to sell or issue, or any solicitation of any offer or recommendation to purchase or subscribe for, any securities of the Company, nor shall it or any part of it or the fact of its distribution form the basis of, or be relied on in connection with, any contract or commitment thereof. In particular, this presentation is not intended to be a prospectus or offer document under the applicable laws of any jurisdiction, including India. No representation or warranty, express or implied, is made as to, and no reliance should be placed on, the fairness, accuracy, completeness or correctness of the information or opinions contained in this presentation. Such information and opinions are in all events not current after the date of this presentation. There is no obligation to update, modify or amend this communication or to otherwise notify the recipient if the information, opinion, projection, forecast or estimate set forth herein, changes or subsequently becomes inaccurate.

Certain statements contained in this presentation that are not statements of historical fact constitute “forward-looking statements.” You can generally identify forward looking statements by terminology such as “aim”, “anticipate”, “believe”, “continue”, “could”, “estimate”, “expect”, “intend”, “may”, “objective”, “goal”, “plan”, “potential”, “project”, “pursue”, “shall”, “should”, “will”, “would”, or other words or phrases of similar import. These forward-looking statements involve known and unknown risks, uncertainties, assumptions and other factors that may cause the Company’s actual results, performance or achievements to be materially different from any future results, performance or achievements expressed or implied by such forward-looking statements or other projections. Important factors that could cause actual results, performance or achievements to differ materially include, among others: (a) our ability to successfully implement our strategy, (b) our growth and expansion plans, (c) changes in regulatory norms applicable to the Company, (d) technological changes, (e) investment income, (f) cash flow projections, and (g) other risks.

This presentation is for general information purposes only, without regard to any specific objectives, financial situations or informational needs of any particular person. The Company may alter, modify or otherwise change in any manner the content of this presentation, without obligation to notify any person of such change or changes.

Q4 & FY24 Financial Highlights



ASIAN ENERGY SERVICES LIMITED (AESL)

Management Commentary



Kapil Garg

MANAGING DIRECTOR



Reflecting on the Q4 - FY24 financial results, we are extremely proud that the company has reached a significant milestone and delivered all-around strong operating and financial performance which is result of our steadfast commitment to excellence in every aspect. In Q4, our performance has further picked up the momentum with EBIDTA of Rs 24 Crs and Profit Before Tax of Rs 19 Crs which is one of the best quarters in the company history.

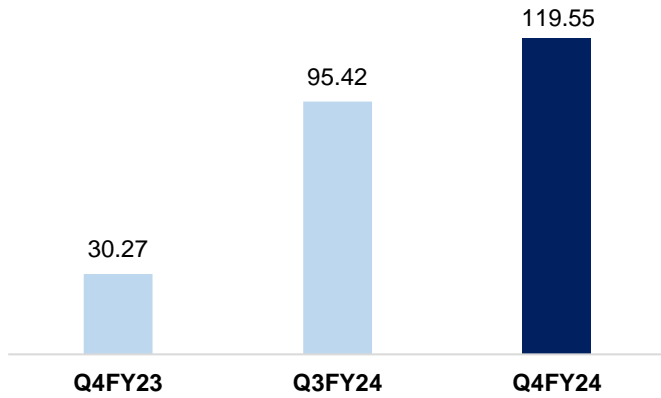
The current orderbook gives us confidence to capitalize on this momentum in coming quarters and years. We see a vast landscape of new opportunities in the Mining and Oil & Gas sector in India with Govt's renewed focus on "Atma Nirbhar Bharat". We are well poised to capitalize on these and remain committed for long term value creation for all stakeholders

Financial Performance – Q4 & FY24

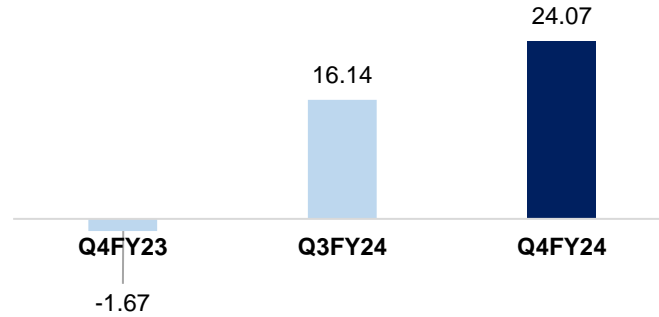
(₹ IN CRORES)

TOTAL INCOME

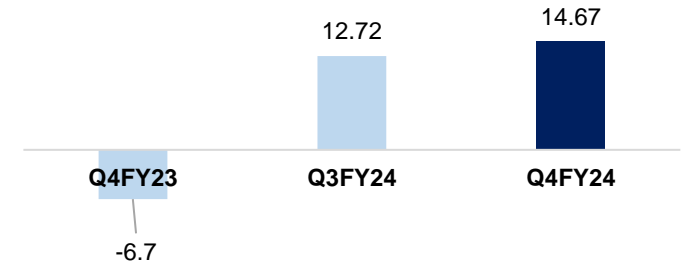
Q4FY24



EBITDA

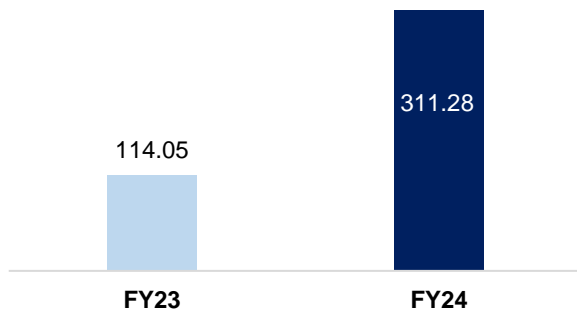


NET PROFIT




TOTAL INCOME

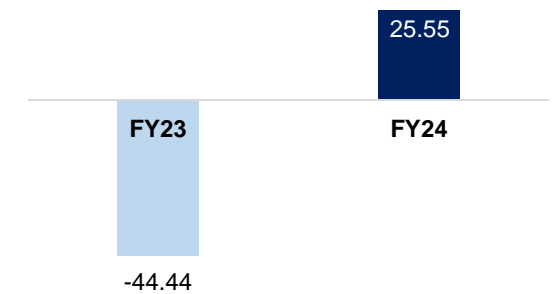
FY24



EBITDA

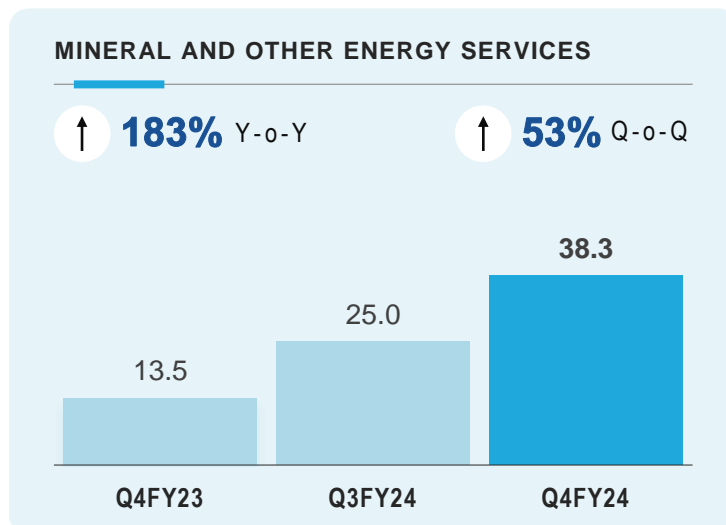
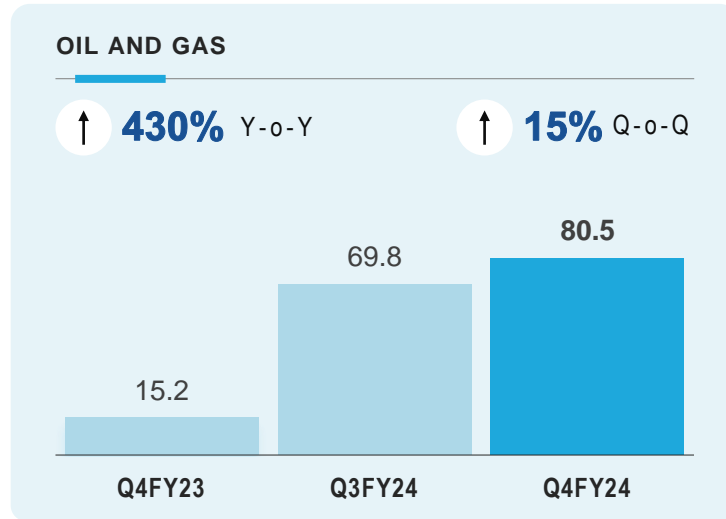


NET PROFIT

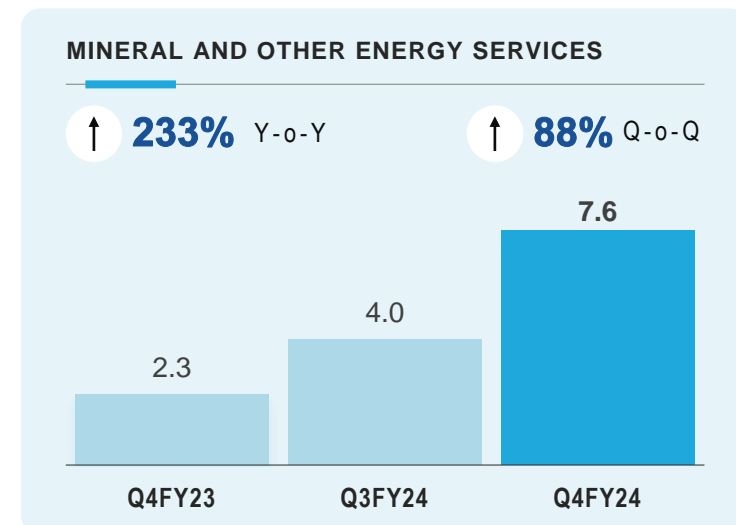
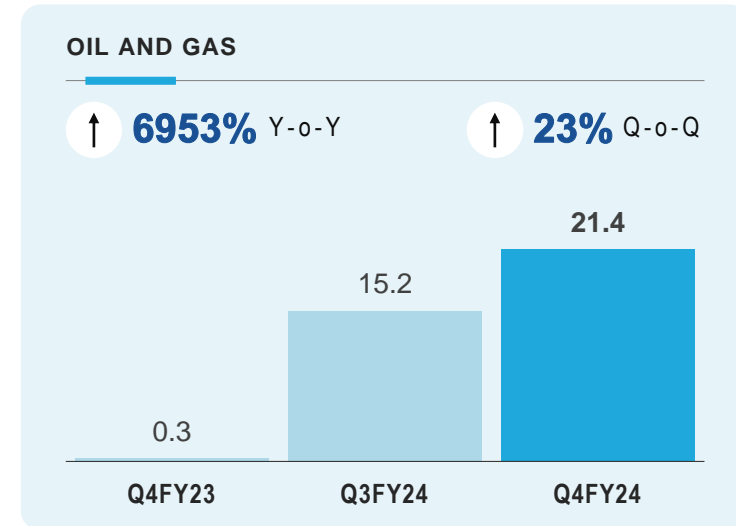


Q4FY24 Vertical Performance

REVENUE



EBIT



Summary of Profit and Loss Statement

(₹ IN CRORES)

PARTICULARS	Q4FY24	Q4FY23	Q3FY24	FY24	FY23
Revenue from operations	118.7	28.7	94.8	305.1	110.0
Other Income	0.8	1.6	0.6	6.2	4.1
TOTAL INCOME	119.6	30.3	95.4	311.3	114.0
EBITDA	24.6	-3.2	15.0	41.8	-18.8
EBITDA Margin (%)	20.6%	-10.7%	15.8%	13.4%	-16.5%
Finance cost	0.5	0.4	0.7	2.1	2.5
Depreciation and amortisation expenses	4.3	4.6	4.2	17.0	22.0
Profit after tax	14.7	-6.7	12.7	25.5	-44.4

Summary of Balance Sheet

(₹ IN CRORES)


PARTICULARS	March 24	March 23
SHAREHOLDERS FUND	40.70	37.69
Non-Current Liabilities	4.68	5.02
Long Term Borrowings	0.94	2.59
Current Liabilities	101.79	92.23
Short Term Borrowings	20.31	16.54
TOTAL EQUITY AND LIABILITIES	384.45	296.72
Non-Current Assets	161.91	119.42
Net Block	113.20	95.74
Current Assets	222.53	177.3
Inventories	0.29	0.00
Trade Receivables	135.88	106.73
Cash & Bank Balances	38.9	26.92
TOTAL ASSETS	384.45	296.72

Summary of Cash Flow Statement

(₹ IN CRORES)

PARTICULARS	FY24	FY23
Cash Flow From Operating Activities	(49.94)	(2.64)
Cash Flow From Investing Activities	(7.39)	(19.17)
Cash Flow From Financing Activities	49.92	9.95
Net Cash Flow	(7.40)	(11.86)
Cash at the Beginning of Year	17.27	27.95
Cash at the End of Year	8.59	17.26

About The Company



ASIAN ENERGY SERVICES LIMITED (AESL)

Servicing Excellence since 3 Decades

- Founded in 1992, ASIAN Energy Services Limited (AESL) embarked on a journey to offer seismic services to the Oil & Gas industry.
- Over the span of three decades, our vision has expanded, encompassing a comprehensive range of services from Geophysical Data Acquisition to Operation & Maintenance to Mineral Infra services.
- With an experienced management team at the helm, AESL has consistently driven innovation, ensuring value delivery to our esteemed clients.
- Our acquisition by Oilmax Energy has not only broadened our capabilities but also fortified our position in the industry, making us a preferred partner for industry giants.



30

OVER 30 YEARS
OF EXPERIENCE IN
ENERGY SERVICES



350+

TEAM STRENGTH
ACROSS PROJECTS



Debt-free

A ZERO-DEBT COMPANY
WITH STRONG
FINANCIALS



Clients

PROUD PARTNERS
WITH INDUSTRY
LEADERS: ONGC,
OIL INDIA LIMITED,
VEDANTA, COAL INDIA
AND MANY MORE



50+

PROJECTS
SUCCESSFULLY
COMPLETED SINCE
INCEPTION



Listed

LISTED ON NSE AND
BSE

Capabilities to execute even in difficult terrains

AESL has delivered projects in non-accessible terrains with quality in a timely manner. It has led AESL to become the preferred service provider to our marquee clients.



Kurdistan & Rajasthan, Rough terrain challenges



Indonesia & North-East India, Thick Vegetation



Nigeria, (Upgrade existing offshore MOPU)



North & North-East India, Slope challenges

Challenges Met, Horizons Expanded

Since 2016, AESL has consistently evolved, adapting to industry demands and exploring new avenues. We have successfully transformed into an integrated energy services provider with a presence across the value chain.

CHARTING NEW TERRITORIES 2016-PRESENT

2016

Acquisition by Oilmax

A new chapter begins with Oilmax as the new promoter, AESL secures its first O&M contract for FPU in Nigeria.

2019

Ventured into Mineral Vertical

Marking a significant pivot, we diversify into the Coal Sector and rebrand to Asian Energy Services Ltd.

2021

Foray into Infrastructure Vertical

Venturing into the Energy Infrastructure business, expanding our footprint and expertise.

2022

Secured multiple large projects in new verticals


Kicking off the O&M Project in Suvali and the CHP Project in Hura & Gevra, underscoring our commitment to integrated services.

2023

Entry into O&G Production Enhancement

Acquired stake in producing oilfield Indrora, Gujarat, contributing to enhance oil production.

About Oilmax Energy



ASIAN ENERGY SERVICES LIMITED (AESL)

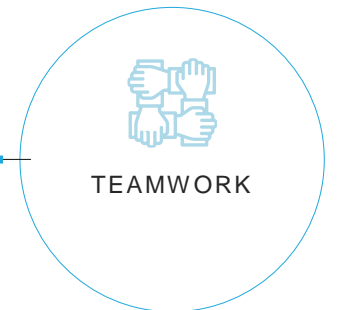

Decoding our Corporate DNA



62%



CORE VALUES



Oilmax – Holdco Operating Company

- **Integrated Oil & Gas company** with a balanced portfolio ranging the **upstream value chain** from Exploration and Production to O&M and hydrocarbon marketing
- Uses innovative technology to find **undervalued assets** and develops them at a **lower cost** without compromising quality
- Focus is on acquiring and developing **low-cost, high-value assets without taking any exploration risks**
- Has **4** oilfields : 3 in Assam and 1 in Gujarat

Amuguri (Assam)

- When Oilmax acquired the Amguri field, it had no production for the previous 10 years. Oilmax restarted and commercialized production from the field within 60 days from acquisition.
- This turnaround time is unprecedented in Indian E&P history



Duarmara (Assam)

- Duarmara is a gas field discovered by Oil India between 1968 – 1973
- The government estimated the field to have only 0.25 mmboe reserves.
- However, the Oilmax team reinterpreted and reanalyzed the data using top global technologies
- This re-evaluation revealed a huge increase in reserves, from 0.25 to 40 mmboe, nearly 160 times more



Indrora (Gujarat)

Indrora oilfield was held by Selan Oilfield earlier, but they had surrendered, and it was in the interim care of ONGC for few years.

It was offered up to private operators as part of DSF Bid round 3 where Oilmax won the field

Recently, Asian Energy services limited acquired 50% participating interest in the Oil & Gas field situated at Indodra.



Tiphuk (Assam)

- Tiphuk is a gas - condensate field near Sivasagar, Assam
- It was discovered by ONGC in 2004-2005
- It is currently non-producing but has strong prospects to be a robust gas-condensate producer



Business Verticals & Outlook





Integrated Oil & Gas Field Development

SERVICES OFFERING
ACROSS E&P VALUE CHAIN



AESL has diversified offerings across the energy spectrum, ensuring strategic positioning to drive sustainable growth.



Mining Services

MATERIAL HANDLING
SYSTEMS

Comprehensive Solutions Across the Spectrum




Seismic Services

ONSHORE SEISMIC SERVICES WITH EXTENSIVE INDUSTRY EXPERIENCE OF OVER 31 YEARS



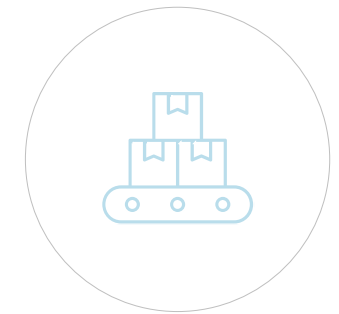
Operations & Maintenance

EXTENSIVE EXPERIENCE AND EXPERTISE IN TURNKEY OPERATION & MAINTENANCE OF ONSHORE AND OFFSHORE OIL AND GAS FACILITIES



Production Facility Construction

SIGNIFICANT EXPERTISE AND FINANCIAL CAPABILITY TO CREATE LOW COST, HIGH QUALITY ONSHORE AND OFFSHORE PRODUCTION FACILITIES



Production Enhancement

EXTENSION OF O&M OFFERING TO OIL & GAS PRODUCTION INCLUDING RESOURCE OWNERSHIP

Business Outlook – Seismic Services

AESL's Seismic Services are poised for significant growth, anchored by ongoing projects and bolstered by upcoming opportunities.



ONGOING PROJECTS

- Currently working on projects with Sunpetrochemicals and Baradih Coal Block

UPCOMING OPPORTUNITIES

- With the government aiming to reduce energy import dependency, oil and gas exploration in India is expected to intensify, providing a boost to seismic services.
- There is also a renewed focus on increasing production from existing fields/basins, enabling a larger seismic program.
- With the aforementioned factors in play, seismic services is going to witness large opportunities in the coming years, as listed below:
 - NSP-2 (National Seismic Programme)
 - Carpet 3D In Existing Fields
 - Regular Seismic Work (DSF, OALP)

Leading Seismic Prowess



Over the past decades, AESL has solidified its position as a leader in the seismic exploration sector.

Our dedication to quality and innovation has enabled us to pioneer seismic technologies and expand our operational footprint across multiple countries.

REDEFINING SEISMIC EXCELLENCE

Pioneers in Technology



THE FIRST INDIAN ENTITY TO LEVERAGE WIRELESS SEISMIC TECHNOLOGY

Diverse Footprint



MARKING OUR PRESENCE ACROSS INDIA, INDONESIA, MYANMAR AND IRAQ - RUNNING MULTIPLE OPERATIONS SIMULTANEOUSLY

State-of-the-Art Affiliations



COLLABORATION WITH INDUSTRY GIANTS LIKE WIRELESS SEISMIC, INOVA, SERCEL, AND MORE FOR CUTTING-EDGE SOLUTIONS

Testament to Consistency



SUCCESSFULLY EXECUTED SEISMIC CONTRACTS OVER 500CR SINCE 2016 AND COUNTING

Unyielding Spirit



NAVIGATING THE TOUGHEST TERRAINS AND ALWAYS DELIVERING ON TIME

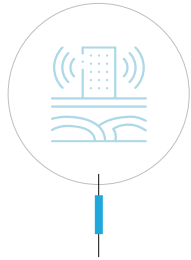
Leading with Innovation



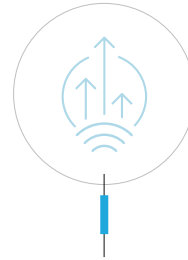
EMBRACING AN ARREY OF MODERN TECHNOLOGIES IN THE FIELD TO MEET MODERN CHALLENGES

The call for Diverse Strategies

In an economy focused on attaining energy security, the seismic sector remains vital. Yet, its cyclical nature presented unique challenges for AESL.



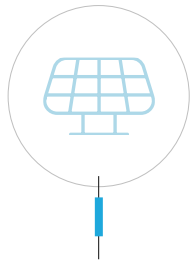
THE SEISMIC MARKET'S
CYCLICAL NATURE POSED
CHALLENGES TO CONSISTENT
REVENUE STREAMS




SOLE DEPENDENCY ON OIL
AND GAS WAS RISKY GIVEN THE
GLOBAL PUSH TOWARDS
ALTERNATIVE ENERGY



SEISMIC BUSINESS, WHILE
CRUCIAL, IS CAPITAL INTENSIVE



MODERNISATION OF ENERGY
SOURCES IN INDIA DEMANDS
VERSATILITY IN SERVICES

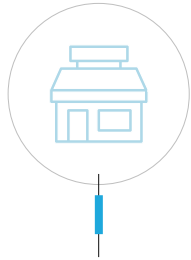


A GROWING NEED TO DIVERSIFY
AND REDUCE SOLE RELIANCE ON
SEISMIC OPERATIONS



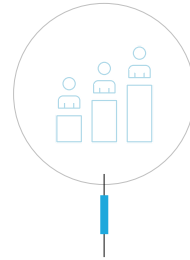
AESL's Diversified and Strategic Approach

From a seismic company, we have strategically diversified into a broader services spectrum, ensuring growth and stability.



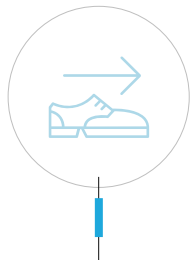
Post-Oilmax Era

THE ACQUISITION BY OILMAX WAS A STRATEGIC PIVOT. IT MARKED AESL'S FORAY INTO OTHER SERVICES, MITIGATING THE SEISMIC SECTOR'S SEASONALITY



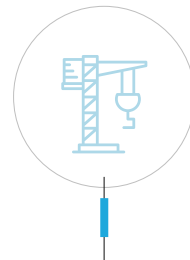
Visibility & Model Shift

ASSURING BETTER REVENUE AND CASH FLOW PREDICTABILITY, MARKING AESL'S TRANSITION TO AN ASSET-LIGHT MODEL



Infrastructure Advantage

EMBRACING THE RAPIDLY GROWING ENERGY INFRASTRUCTURE BUILDUP IN INDIA, ESPECIALLY MATERIAL HANDLING



O&G Services Spectrum

AESL NOW OFFERS A WIDE RANGE OF SERVICES, FROM TURNKEY O&M OF ONSHORE/OFFSHORE FACILITIES TO PRODUCTION ENHANCEMENT



Industry outlook - O&G



As the demand for energy continues to surge, the oil & gas sector in India presents burgeoning opportunities. AESL's integrated services offerings stand at the forefront, perfectly poised to capitalize and contribute to India's energy future.

India's Energy Landscape



INDIA'S DEMAND FOR ENERGY IS GROWING FASTER THAN ANY OTHER MAJOR ECONOMY

FORECASTED GROWTH ACROSS ALL SECTORS DUE TO FAVOURABLE DEMOGRAPHICS, URBANISATION, AND INDUSTRIALISATION

OVERALL PETROLEUM PRODUCT CONSUMPTION IN FY 2022-23 REACHED 223 MMT, MARKING A 12% GROWTH YOY

HSD AND MS CONSUMPTION GREW BY 12.1% AND 13.4% RESPECTIVELY, ACHIEVING THE HIGHEST CONSUMPTION IN HISTORY

India's Global Standing



4TH LARGEST REFINER IN THE WORLD

4TH LARGEST LNG TERMINAL CAPACITY

4TH LARGEST AUTO MARKET

3RD LARGEST BIOFUELS PRODUCER

India's Import Dependency



INDIAN ECONOMY RELIES ON IMPORTS TO MEET NEARLY 88% OF ITS DEMAND FOR CRUDE OIL

INDIAN ECONOMY RELIES ON IMPORTS TO MEET NEARLY 55% OF ITS DEMAND FOR NATURAL GAS

WITH DEMAND INCREASING AT A RATE OF APPROXIMATELY 5-7% ANNUALLY, IMPORT DEPENDENCY CONTINUES TO RISE

Business Outlook – Oil and Gas Production

AESL is gearing up for a transformative phase in oil and gas production, with a blend of domestic ramp-ups and international ventures.



DOMESTIC PRODUCTION BOOST

- **INDRORA FIELD:** Production ramp-up anticipated in the coming months.
- **CAMBAY & MEWAD FIELDS:** Set to commence production next year.
- **COLLABORATIONS ON THE HORIZON:** Advanced discussions with private players to participate in their producing assets.
- **OPPORTUNITIES WITH ONGC & OIL INDIA:** Participating in Production Enhancement Contracts (PEC) to further acquire producing acreage with significant upside potential.

INTERNATIONAL PROSPECTS

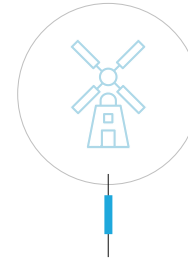
- Evaluating opportunities to acquire O&M projects along with Production Enhancement Contracts in producing fields.

STRATEGIC PARTNERSHIP EVALUATION

- Exploring and evaluating latest production technology tie-ups with global players to increase existing production.

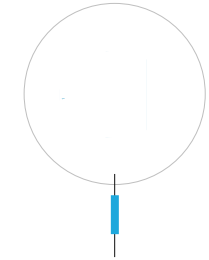
Coal, Minerals and Beyond

Strategically diversifying our operations, AESL's recent ventures into the **mining services sector** underscores our commitment to efficiency and adaptability within the Indian energy landscape.



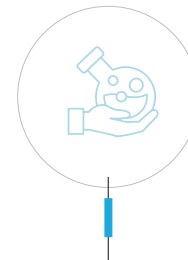
The Big Move in 2021

AESL'S STRATEGIC ENTRY INTO THE ENERGY INFRASTRUCTURE DOMAIN WAS MARKED BY THE INR 236 CRORES CONTRACT IN GEVRA, CHHATTISGARH



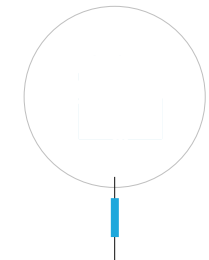
A Visionary Pivot

THIS MOVE WASN'T SUDDEN. IT WAS THE CULMINATION OF EFFORTS SINCE 2020, INDICATING AESL'S INTENT TO DIVERSIFY BEYOND OIL AND GAS



Broadening Horizons

AESL'S PRESENCE IN THE ENERGY INFRASTRUCTURE OPENS DOORS TO OTHER SECTORS FOR BULK MATERIAL HANDLING AND EFFICIENT LOGISTICS



Industry Tailwinds

WITH COAL INDIA LIMITED'S MASSIVE PROJECTS AND THE GOVERNMENT'S PUSH FOR MODERN COAL HANDLING INFRASTRUCTURE, AESL IS POISED TO PLAY A PIVOTAL ROLE IN SHAPING INDIA'S ENERGY FUTURE

Industry Outlook

Material Handling

As the Indian coal industry sets ambitious growth targets, AESL's Material Handling Division stands on the brink of unparalleled opportunities, poised to leverage the surge and cement its position as a leading player in the segment.

Coal Industry Growth Metrics

- Envisioned coal supply target: 780 Mt in 2023-24, marking an 11% growth from the previous year.
- 80% of this production is earmarked for the power sector, aligning with the government's 24x7 power supply goal.
- A roadmap is set to achieve 1 Bt of coal production by 2025-26.

Infrastructure & Connectivity Developments

- Significant investment in the creation of new railway infrastructure and optimization of existing capacity.
- First Mile Connectivity (FMC) initiative aims to ensure dispatches via non-road modes like conveyors and rail.
- 61 FMC projects are in the pipeline, with a capacity of 763.5 MTPA.

Investments & Financial Outlay

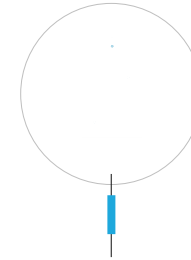
- Planned capital investment of ₹ 16,600 crore for 2023-24 and beyond by Coal India Limited
- An additional ₹ 52,500 crore investment in developing mechanized evacuation infrastructure.
- 7 FMC Projects already commissioned, with 17 more expected to be completed in FY 23-24.

Material Handling Division - Poised for Growth

- With the coal industry ramping up its infrastructure and focusing on efficient material handling, AESL is strategically placed to offer solutions and services.
- The emphasis on mechanized transportation and the FMC initiative presents a ripe opportunity for AESL's expertise.

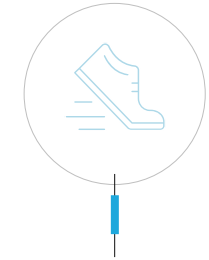
Business Outlook – Mining Services

As Indian demand for energy continues to grow, the mining services sector stands at a pivotal juncture. AESL is leading the charge with strategic material handling projects and keeping an eye on other mining services.



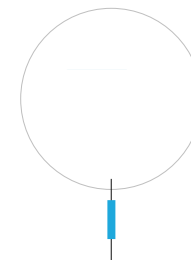
Industry Tailwinds

WITH SIGNIFICANT DEVELOPMENTS IN THE COAL LOGISTIC LANDSCAPE, AESL IS STRATEGICALLY POSITIONED TO HARNESS THESE NEW AVENUES, REINFORCING OUR LEADERSHIP IN MINING SERVICES



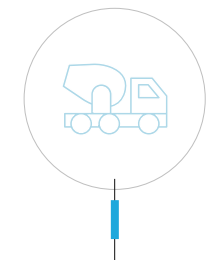
Projects in Hand

WHILE WE PARTICIPATE IN NEW PROJECTS, EXECUTION OF EXISTING PROJECTS IS PROGRESSING AS PER SCHEDULE. OUR FOCUS ON EFFICIENT DELIVERY REMAINS PRIME



The FMC Opportunity


THE FIRST MILE CONNECTIVITY INITIATIVE PRESENTS A PLETHORA OF OPPORTUNITIES. AS THE NATIONAL COAL LOGISTIC PLAN UNFOLDS, RAILWAY SIDINGS AND PROXIMAL COAL MINE LOADINGS ARE ON THE HORIZON



Other Mining Services

APART FROM MATERIAL HANDLING, WE ARE ALSO LOOKING TO EXPAND OUR SERVICES OFFERINGS IN MINING SECTOR

Clientele and Orderbook



ASIAN ENERGY SERVICES LIMITED (AESL)



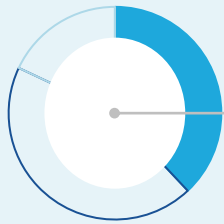
Serving the Industry Majors



*Brand names and logos mentioned are the property of their respective owners and are for identification purposes only

Diverse Order Book Spanning Verticals and Clients

INFRA/CHP




63% Order Book

~₹646 Crs Order Value

- Gevra, Chhattisgarh (HEC)
- Hura, Jharkhand (ECL)
- Singreni, Telangana (SCCL)
- Tamil Nadu (HEP)

O & M

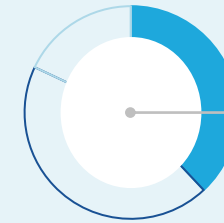


33% Order Book

~₹345 Crs Order Value

- Suvali, Gujarat (Vedanta)
- Amguri, Assam (Oilmax Energy)
- PY-3, offshore Tamilnadu (Hardy Oil)

Seismic




4% Order Book

~₹42 Crs Order Value

- Gujarat (Sunpetrochemicals)
- Baradih Coal Block

Total Order Book* worth ~ ₹1,033 Crs (third party contracts) with majority orders to be executed over next 24 months

Management Team



ASIAN ENERGY SERVICES LIMITED (AESL)

Giving Strategic Direction to the Vision: Core Leadership Team



Mr. Kapil Garg
MANAGING DIRECTOR

- Graduated from IIT Roorkee and completed his masters there
- Previous positions include - Production Manager at ONGC, Enron and Gas India Ltd. And Managing Director at the BG Group
- Accomplishments in corporate governance, growth strategies, multi-national business development, organizational building supports out of the box thinking for business delivery



Mr. Aman Garg
NON-EXECUTIVE DIRECTOR

- Mr. Garg, experienced in commercial and technical roles at Oilmax Energy Pvt Ltd, specializes in project analysis, geology, and CSR management
- He previously revamped marketing strategies at Asian Energy Services Ltd during a 2019 internship
- He holds a B.S. in Mechanical Engineering from Rensselaer Polytechnic Institute, USA (2021)



Dr. Rabi Narayan Bastia
NON-EXECUTIVE PROFESSIONAL DIRECTOR

- With a vast experience of 3 decades, he has previously led the Exploration Group at Reliance for more than 16 years
- Conferred with the "Padma Shri Award", for a key role in the largest gas discovery of KG Basin in 2002
- Awarded D. Sc for the first time in the field of Petroleum research in India from ISMU, Dhanbad which was highly applauded by Alberta University, Canada & Oklahoma University, USA



Mr. Nirav Talati
CHIEF FINANCIAL OFFICER

- A commerce graduate from H. R. College and Chartered Accountant from ICAI, Mr. Talati has over 20 years of experience in accounts, taxation, MIS, finance in listed companies
- He is well acquainted with the Shipping & Mining Industries and is an expert in finance and taxation matters



Mr. Gaurav Srivastava
CHIEF OPERATING OFFICER

- Mr. Gaurav Srivastava brings over 20 years of experience from Schlumberger, with roles in operations, field services, drilling, and business development across India, USA, Australia, Malaysia, and Sudan
- His expertise includes general management, commercial strategy, operations management, digital transformation, and entrepreneurship, with a proven track record of driving profitable growth and operations
- Recently served as General Manager at Titanium Triangle International Services in Muscat, Oman, overseeing all operations

Giving Strategic Direction to the Vision: Board of Directors



Mr. N. M. Borah

NON-EXECUTIVE INDEPENDENT DIRECTOR

- Served as the CMD of Oil India Ltd. (OIL)
- He also served as the Appellate Tribunal for Electricity (APTEL) as a Technical Member (Petroleum & Natural Gas)
- Conferred with the “SCOPE” award for Excellence and Outstanding Contribution in Public Sector Management (2009-10) by the Hon’ble Prime Minister of India & also “The Business Leadership award (2010-11)” by NDTV



Mrs. Anusha Mehta

NON-EXECUTIVE INDEPENDENT WOMAN DIRECTOR

- Mrs. Mehta possesses a rich experience of over a decade in the financial industry and has been associated with HDFC Bank & Barclays Finance in the banking space
- She also has a vast experience in devising strategies aimed at enhancing overall growth, sustained profitability & performance improvement
- Currently she focuses on supporting entrepreneurs who want to use business to create a value-driven & sustainable world



Mr. Brij Mohan Bansal

NON-EXECUTIVE INDEPENDENT DIRECTOR

- Mr. Bansal, possesses over 46 years of experience in Oil and Gas sector in Business Development, R&D, Refining and Technical Services
- He joined Indian Oil Corporation Ltd in 1974 and with his sheer passion and hard work rose to the position of Chairman of this giant corporation
- Mr. Bansal has served on the boards of many organizations Viz. Lubrizol India, Engineers India, CPCL, IOTL, PLL, GPPL and JBF industries



Mr. Mukesh Jain

NON-EXECUTIVE PROFESSIONAL DIRECTOR

- Alma mater of Shri Ram College of Commerce & Delhi School of Economics
- Practices Banking and Real estate law with focus on transaction structuring and regulatory framework. Experience in devising customized products for anchor HNI clients
- During his tenure at Oriental Bank of Commerce, he authored the first draft of documentation manual for the Bank in the year 1985




Mr Anil Kumar Jha

NON-EXECUTIVE INDEPENDENT DIRECTOR

- Anil Kumar Jha, B.Tech. in Mining from IIT(ISM), Dhanbad, and M.Tech. in Mine Planning & Design, has over three decades of extensive experience in mine planning, production, and management of underground and open-cast coal mines
- He began his career in 1983 at Central Coalfields Limited, later serving as General Manager and Chairman & Managing Director of Coal India Limited (CIL)
- He also held leadership roles at Mehanadi Coalfields Limited (MCL) and MOIL Limited before becoming Chairman at Jindal Power Limited

CSR Initiatives



ASIAN ENERGY SERVICES LIMITED (AESL)

CSR Initiatives



Installation of Ro Plant and upgrading of drinking water supply.



Distribution of School accessories



Installation of Ro Plant and upgrading of drinking water supply.



Installation of Ro Plant and upgrading of drinking water supply.



Distribution of School accessories

Uplifting local communities across all the diverse regions where we operate

Environment & Safety initiatives




Adoption of electrical vehicles at site



World environment day celebrated with plantation drive



Free Medical Camps and Campaign partnerships with local NGOs



50th national safety day / week campaign



Outreach programs in the communities around our projects

Putting a premium on the health of our people and our planet

Historical Financials



Summary of Profit and Loss Statement

(₹ IN CRORES)

PARTICULARS	FY24	FY23	FY22	FY21	FY20	FY19
Revenue from operations	305.06	109.95	260.47	228.79	273.15	193.86
Other Income	6.22	4.09	2.82	5.42	3.46	3.97
TOTAL INCOME	311.29	114.04	263.29	234.21	276.61	197.83
EBITDA	41.82	-18.77	66.34	55.48	64.55	32.88
EBITDA Margin (%)	13.71%	-17.07%	25.47%	24.25%	23.80%	16.96%
Finance cost	2.06	2.46	0.81	0.71	2.85	5.72
Depreciation and amortisation expenses	17.01	21.97	27.69	23.33	19.66	19.44
Profit after tax	25.5	-44.36	38.81	22.57	29.24	9.1

Summary of Balance Sheet

(₹ IN CRORES)

PARTICULARS	March 24	March 23	March 22	March 21	March 20	March 19
SHAREHOLDERS FUND	40.7	37.69	37.69	37.69	37.69	38.07
Non-Current Liabilities	4.68	4.00	4.46	2.91	2.91	0.08
Long Term Borrowings	0.94	2.59	2.52	2.18	0.00	0.00
Current Liabilities	101.79	93.25	91.98	141.7	123.38	66.37
Short Term Borrowings	20.31	16.54	4.81	0.3	0.00	4.4
TOTAL EQUITY AND LIABILITIES	384.45	296.72	338.21	348.05	307.75	218.45
Non-Current Assets	161.91	119.42	127.97	143.7	117.84	100.42
Net Block	113.20	95.74	111.98	131.86	90.16	86.51
Current Assets	222.53	177.3	210.2	204.3	189.91	118.03
Inventories	0.29	0.00	0.00	0.00	0.02	0.69
Trade Receivables	135.88	106.73	111.33	124.72	88.06	59.4
Cash & Bank Balances	38.9	26.92	50.22	23.89	81.98	25.19
TOTAL ASSETS	384.45	296.72	338.21	348.05	307.75	218.45

Summary of Cash Flow Statement

(₹ IN CRORES)

PARTICULARS	FY24	FY23	FY22	FY21	FY20	FY19
Cash Flow From Operating Activities	(49.94)	(2.64)	48.11	(6.81)	89.06	26.93
Cash Flow From Investing Activities	(7.39)	(19.17)	(49.76)	(32.12)	(11.46)	(20.7)
Cash Flow From Financing Activities	49.92	9.95	5.78	0.57	(17.43)	(15.49)
Net Cash Flow	(7.40)	(11.86)	4.13	(38.36)	60.17	(9.26)
Cash at the Beginning of Year	17.27	27.95	22.74	61.95	0.97	8.23
Cash at the End of Year	8.59	17.26	27.95	22.74	61.96	0.97

For further information, please contact



SGA Strategic Growth Advisors

Company :

Asian Energy Services Limited
CIN – L23200MH1992PLC318353

Contact Details :
Investor.relations@asianenergy.com

+91 22-42441100

www.asianenergy.com

Investor Relations Advisors :

Investor Relation Advisors:

Strategic Growth Advisors Pvt. Ltd.
CIN - U74140MH2010PTC204285

Ms. Brinkle Shah Jariwala / Mr. Sumit Kinikar
brinkle.shah@sgapl.net / sumit.kinikar@sgapl.net
+91-96193 85544/ +91 9403622989
www.sgapl.net
